

# REGISTER A TRIMAX MOWER

# DEALER FORM



**IT IS THE RETAILER'S RESPONSIBILITY TO CORRECTLY COMMISSION AND REGISTER TRIMAX MACHINERY TO ENSURE 3-YEAR WARRANTY COVERAGE.**



We recommend **Trimax Dealers** complete mower registration at the time of commission using the **Trimax Dealer app** available for download on:



Alternatively, please complete the paper version below and return via our online **Trimax Dealer Centre**

Press firmly - you are making copies

**MODEL NAME** ..... **SERIAL NUMBER** .....


## COMMISSIONING CHECKLIST

Please tick boxes to indicate completion



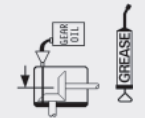
### OPERATOR'S MANUAL

Check that the operator's manual has been supplied. Emphasise the importance of reading the manual. Note: If the operator or owner is not familiar with English, translation or other instruction may be necessary.



### FINAL ASSEMBLY

Check tightness of critical fasteners with spanner and visually check all others. Regular fastener checks are an important part of maintenance.



### LUBRICATION

Add lubricants and/or check lubricant level in all gear/chain transmission boxes. Grease all bearings including PTO shaft sliding tubes.



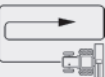
### IMPLEMENT, DRIVESHAFT, TRACTOR COMPATIBILITY

Check that implement or driveshaft does not impact or interfere with other parts during operation. Check that drive shaft length is neither too short nor too long.



### ADJUSTMENTS

Check that clutch (if fitted) is correctly set and V belts correctly tensioned. Note: Further adjustments will be required after a short period of work. Familiarise operator with how to safely make all adjustments required for correct operation.



### OPERATION

Give instruction on operating procedures and techniques.



### DANGEROUS ELEMENTS OF THE EQUIPMENT

Give instruction on equipment dangers and safe operation/maintenance. Note: Pay particular attention to rotating blades, the possibility of fast-moving ejected debris, and power transmission shafting. Check all guards are securely fitted and warning decals are affixed and legible.



### MAINTENANCE

Explain to the operator the maintenance requirements and the importance of following the maintenance schedule.

**THIS MACHINE HAS BEEN CORRECTLY COMMISSIONED**

**PURCHASER NAME** ..... **PURCHASER SIGNATURE** .....

**DATED** .....

In order for Trimax to communicate marketing information such as product launches, open events and special offers, we require your consent to use your personal information. Please note that your information will not be shared outside of the Trimax dealer network and that you can withdraw your consent at any time. By ticking the box you agree to Trimax contacting you for the reasons mentioned above.



Trimax Dealer Centres can be found on our websites below:

[www.trimaxmowers.co.nz](http://www.trimaxmowers.co.nz) [www.trimaxmowers.com.au](http://www.trimaxmowers.com.au)  
 [www.trimaxmowers.com](http://www.trimaxmowers.com) [www.trimaxmowers.co.uk](http://www.trimaxmowers.co.uk)